

STAX 6MM


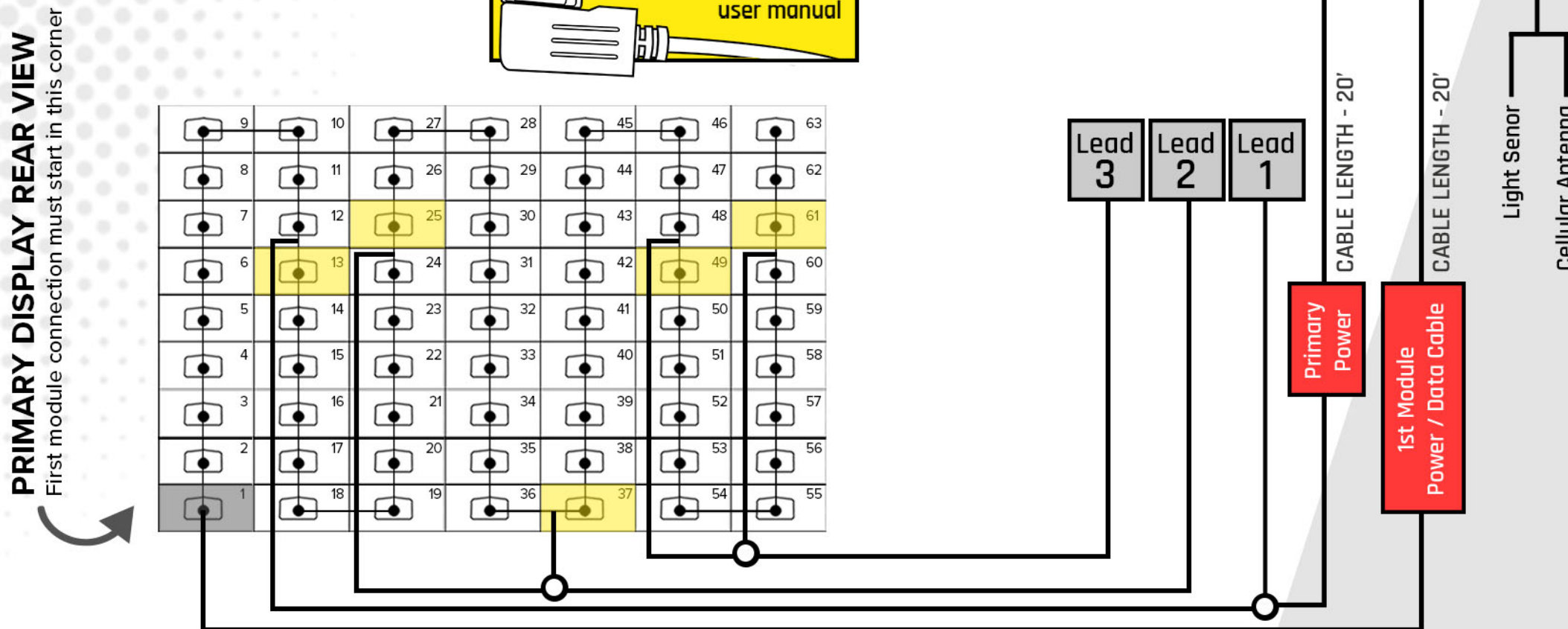
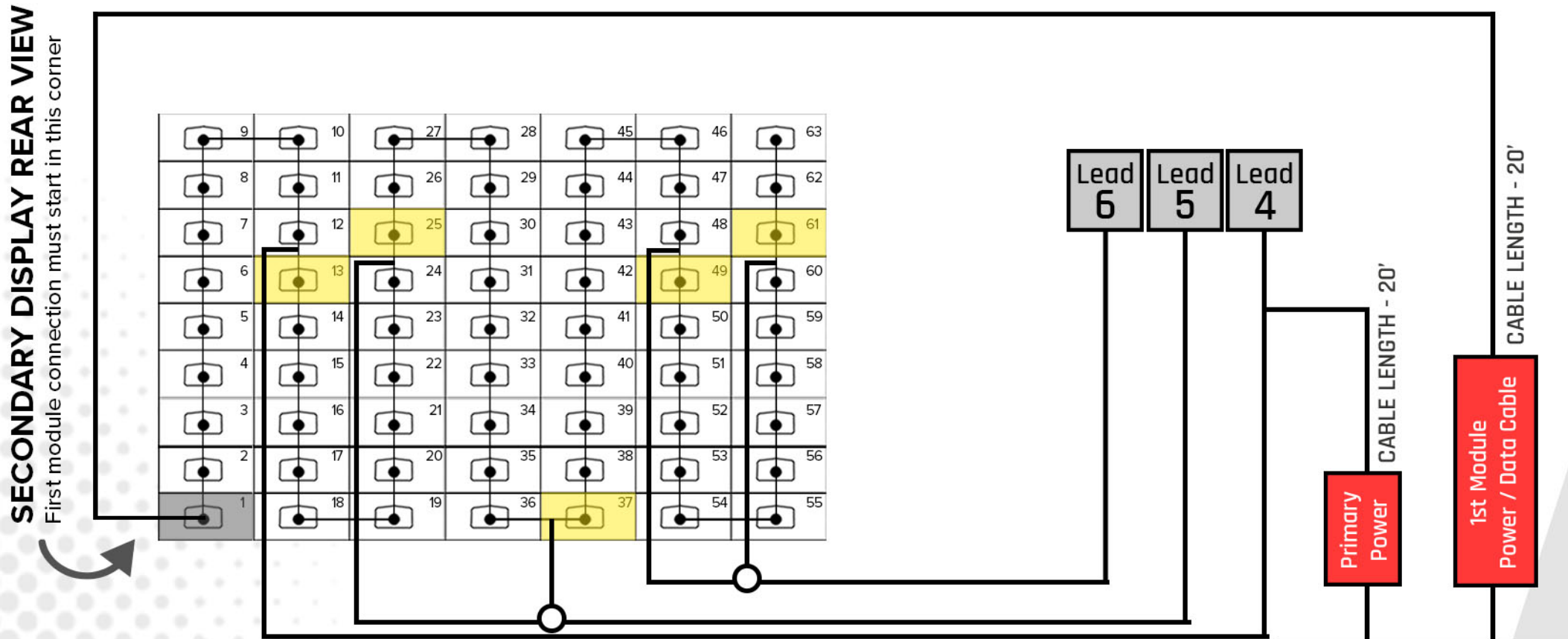
Wire modules in order as shown on the diagram

Maximum Amperage per lead: 16 Amps @120V

STAX Boost Power Continuation Cable found in (Yellow Labeled bag). Required after each 12th consecutive module per display face.

STAX Controller Cable Kit found in (Red Labeled bag). One cable kit per display face. Includes one Primary Controller Power Cable and one 1st Module Power/Data Cable

Multiple leads can be connected together and share a breaker. Multiple circuits may share the same neutrals. Please follow local NEC Codes & regulations



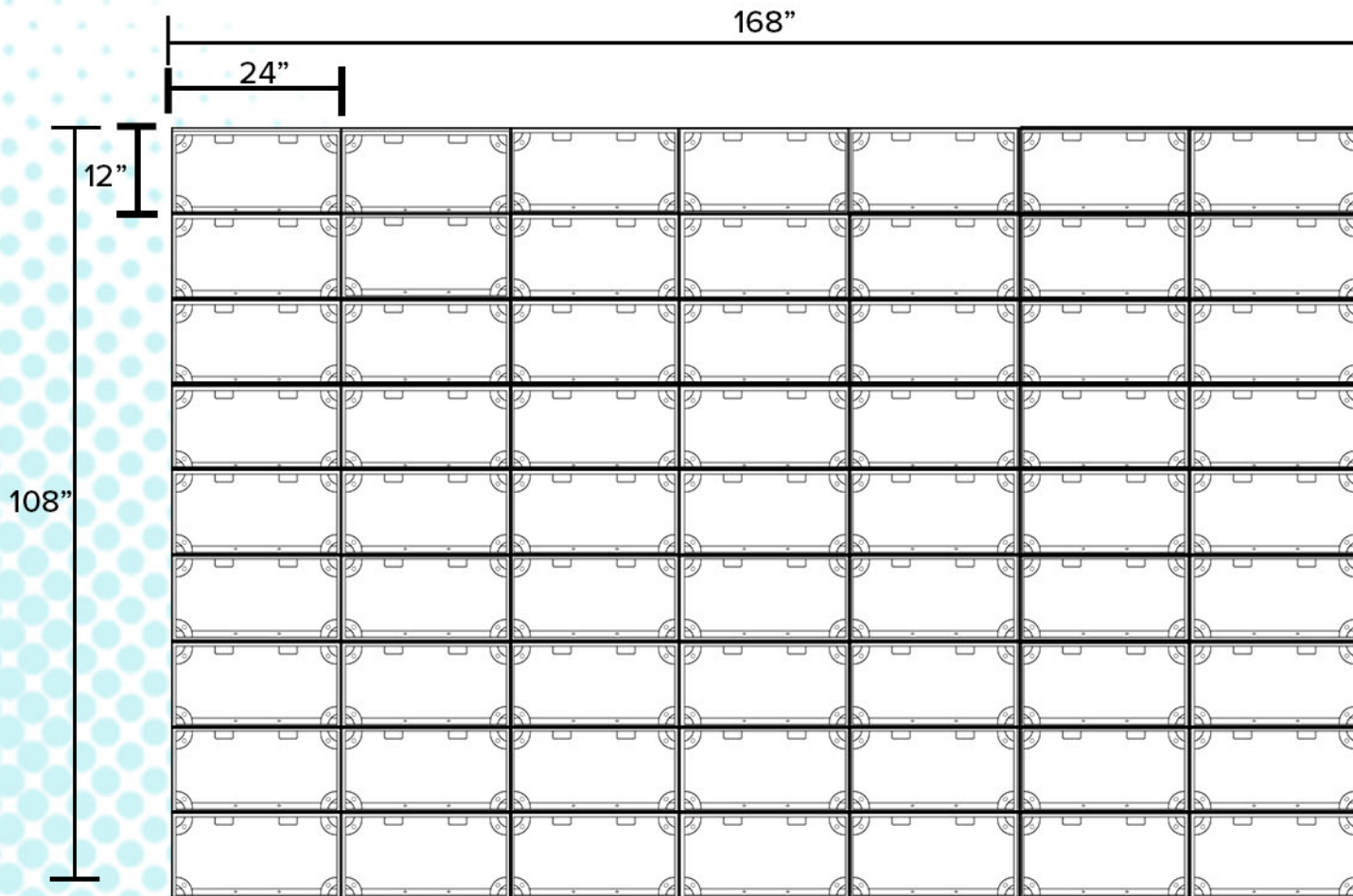
Primary Display

Lead	Max Watts	Avg Watts	Amps @120V
1	1915	1025	16.0
2	1915	1665	16.0
3	1197	1197	10.0
Total	5027	3887	41.9

Secondary Display

Lead	Max Watts	Avg Watts	Amps @120V
4	1915	1025	16.0
5	1915	1665	16.0
6	1197	1197	10.0
Total	5027	3887	41.9

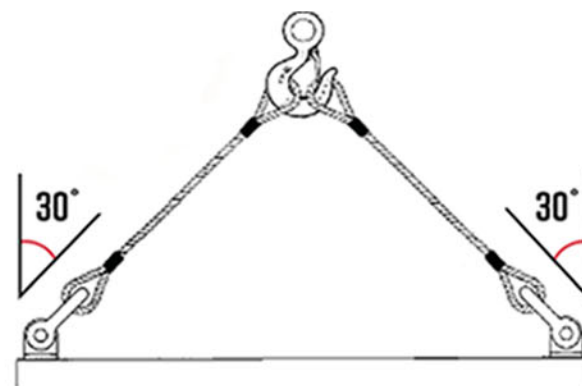
Must lift final assembled sign with a minimum of two lifting points. 330 maximum lbs per lifting pin.



PRIMARY DISPLAY REAR VIEW

SHACKLE ATTACHMENT

The shackle cables should connect to the lifting pins at an angle of 30 degrees or less to prevent damage to the cabinet frame. Spreader bar should be used when three or more lifting pins are required per face.



Parts List	Single Face	Double Face
Module	63	126
Controller	1	1
Controller Cable Kit	1	2
Boost Power Cable	5	10

AND

Option 1: Single Frame Assembly	Single Face	Double Face
1' x 2' Frame	63	126
1' x 2' Frame Door (Optional)	63	126

OR

Option 2: Mixed Frame Assembly	Single Face	Double Face
1' x 2' Frame	15	30
1' x 2' Frame Door (Optional)	15	30
2' x 4' Frame	12	24
2' x 4' Frame Door (Optional)	24	48

Display Weight	Maximum lbs	Maximum lbs per lifting pin	Number of Pins Per Face
Single Face	1019.55	330	2
Double Face	2039.1	N/A	N/A