

STAX

Wire modules in order as shown on the diagram

Maximum Amperage per lead: 16 Amps @120V

STAX Boost Power Continuation Cable found in (Yellow Labeled bag). Required after each 12th consecutive module per display face.

STAX Controller Cable Kit found in (Red Labeled bag). One cable kit per display face. Includes one Primary Controller Power Cable and one 1st Module Power/Data Cable

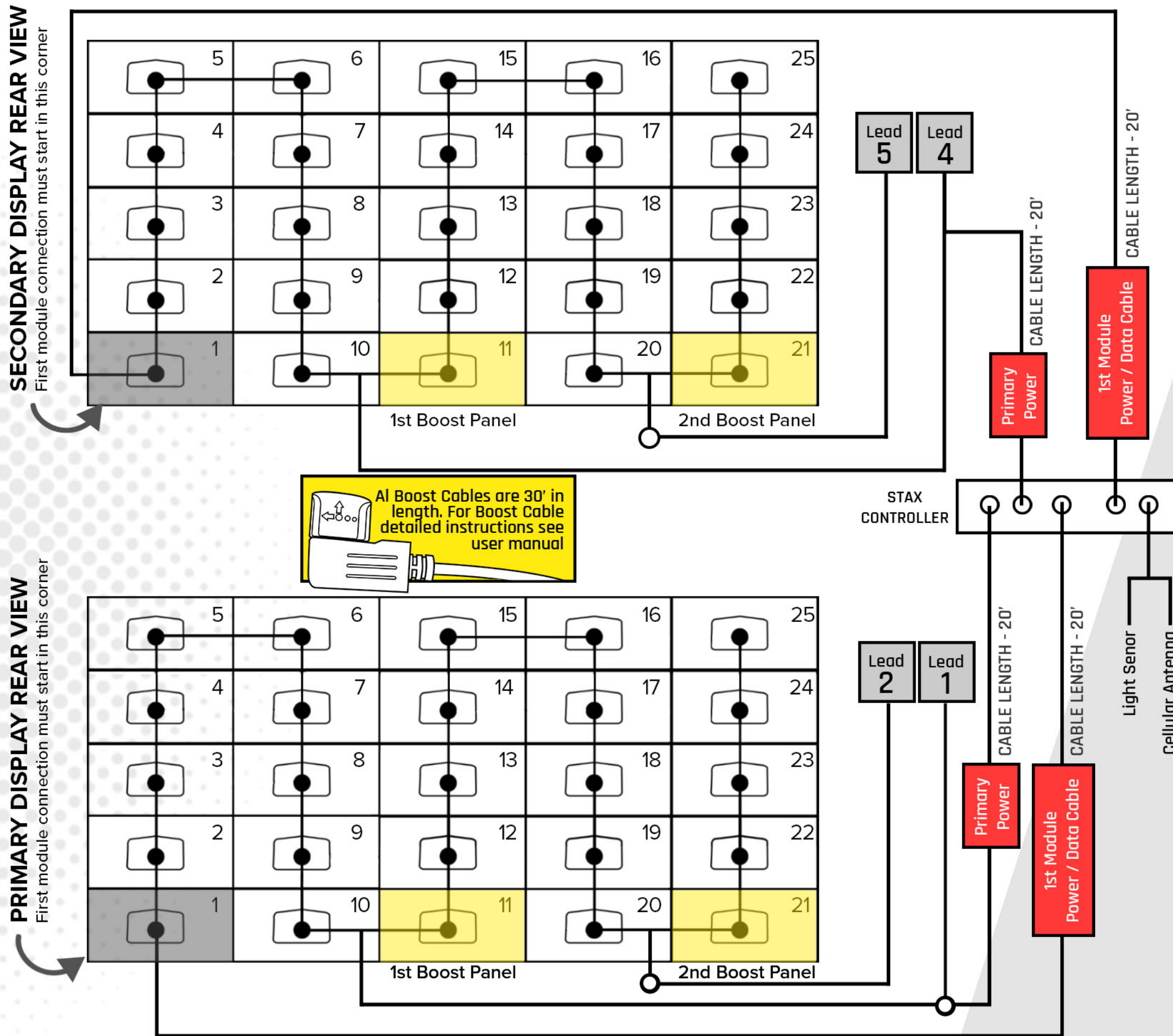
Multiple leads can be connected together and share a breaker. Multiple circuits may share the same neutrals. Please follow local NEC Codes & regulations

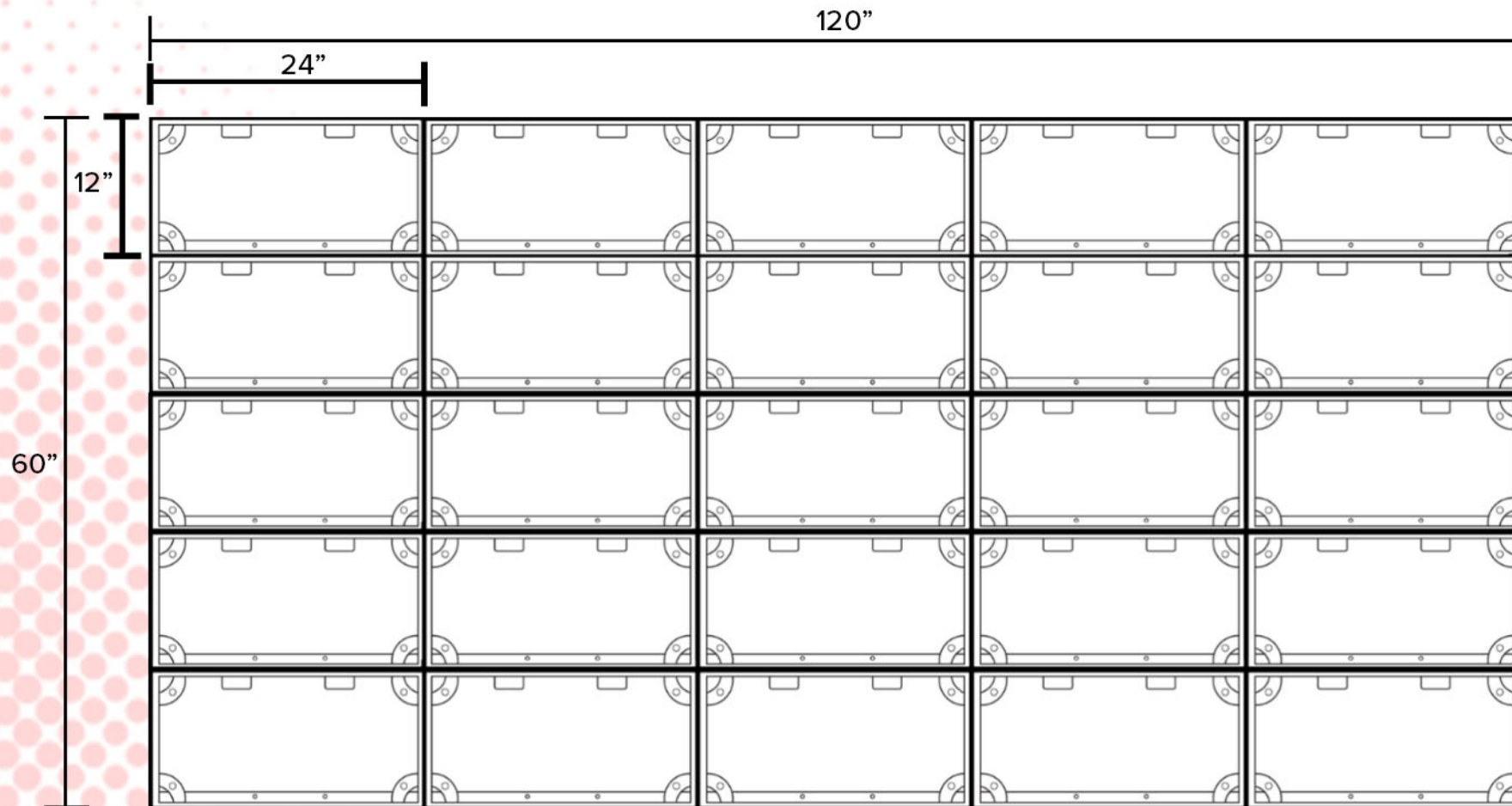
Primary Display

Lead	Max Watts	Avg Watts	Amps @120V
1	1596	854	13.3
2	399	214	3.3
3			
Total	1995	1068	16.6

Secondary Display

Lead	Max Watts	Avg Watts	Amps @120V
4	1596	854	13.3
5	399	214	3.3
6			
Total	1995	1068	16.6

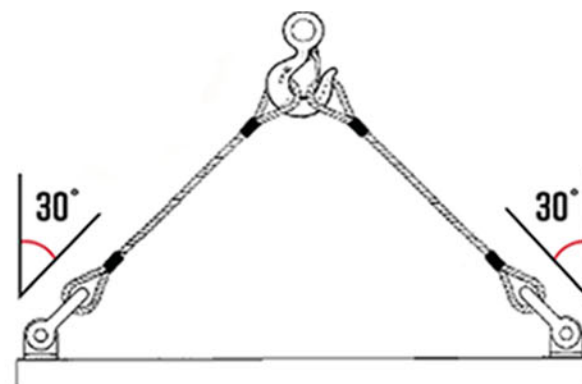




PRIMARY DISPLAY REAR VIEW

SHACKLE ATTACHMENT

The shackle cables should connect to the lifting pins at an angle of 30 degrees or less to prevent damage to the cabinet frame. Spreader bar should be used when three or more lifting pins are required per face.



Must lift final assembled sign with a minimum of two lifting points. 330 maximum lbs per lifting pin.

Parts List	Single Face	Double Face
Module	25	50
Controller	1	1
Controller Cable Kit	1	2
Boost Power Cable	2	4

AND

Option 1: Single Frame Assembly	Single Face	Double Face
1' x 2' Frame	25	50
1' x 2' Frame Door (Optional)	25	50

OR

Option 2: Mixed Frame Assembly	Single Face	Double Face
1' x 2' Frame	9	18
1' x 2' Frame Door (Optional)	9	18
2' x 4' Frame	4	8
2' x 4' Frame Door (Optional)	8	16

Display Weight	Maximum lbs	Maximum lbs per lifting pin	Number of Pins Per Face
Single Face	405.85	330	2
Double Face	811.7	N/A	N/A